

Stainless End Bottom Drain Outlet with Hinged Trap

Introducing our Stainless End Bottom Drain Outlet with Hinged Trap suitable for all industries. Manufactured from 304 or 316 Grade Stainless Steel these drain outlets are fully welded and manufactured in standard sizes and positioned along the length of a drain channel, equipped with rodding eye access.

End Bottom Drain Outlet with Hinged Trap are suitable for hygienic environments for heavy load traffic and the design provides maximum drainage of water to the channel below, providing a robust surface.

The End Bottom Drain Outlet with Hinged Trap are available in the following sizes:




- 2 Outlet Pipe Sizes: Ø110mm and Ø160mm
- 2 Channel Width Sizes: 100mm and 170mm

End Bottom Drain Outlet with Hinged Trap Outlet Spec:

- Body Material Thickness: 2mm
- 1 removable basket for waste
- 50mm Water Trap
- O/D. 4"/ 6" OUTLET TUBE



End Bottom Drain Outlet with Hinged Trap LS-EBOHT is designed for use with our drainage channel LS-DC-100.

Product	SKU	A	B	C	D	Load Class
100 Channel 110Ø Outlet	LS-EBOHT- 100-110	100	208	4" SCH 5S OUTLET	190	
100 Channel 160Ø Outlet	LS-EBOHT - 100-160	100	208	6" SCH 5S OUTLET	190	
170 Channel 110Ø Outlet	LS-EBOHT - 170-110	170	278	4" SCH 5S OUTLET	190	
170 Channel 160Ø Outlet	LS-EBOHT - 170-160	170	278	6" SCH 5S OUTLET	190	