

Central Bottom Drain Outlet with Hinged Trap

Introducing our Central Bottom Drain Outlet with Hinged Trap suitable for all industries. Manufactured from 304 or 316 Grade Stainless Steel these drain outlets are fully welded and manufactured in standard sizes and positioned along the length of a drain channel in a central position or at the end of the drain channel, equipped with hinged trap to provide rodding access. Complete with two removeable baskets.


Central Bottom Drain Outlet are suitable for hygienic environments for heavy load traffic and the design provides maximum drainage of water to the channel below, providing a robust surface.






The Central Bottom Drain Outlet are available in the following sizes:

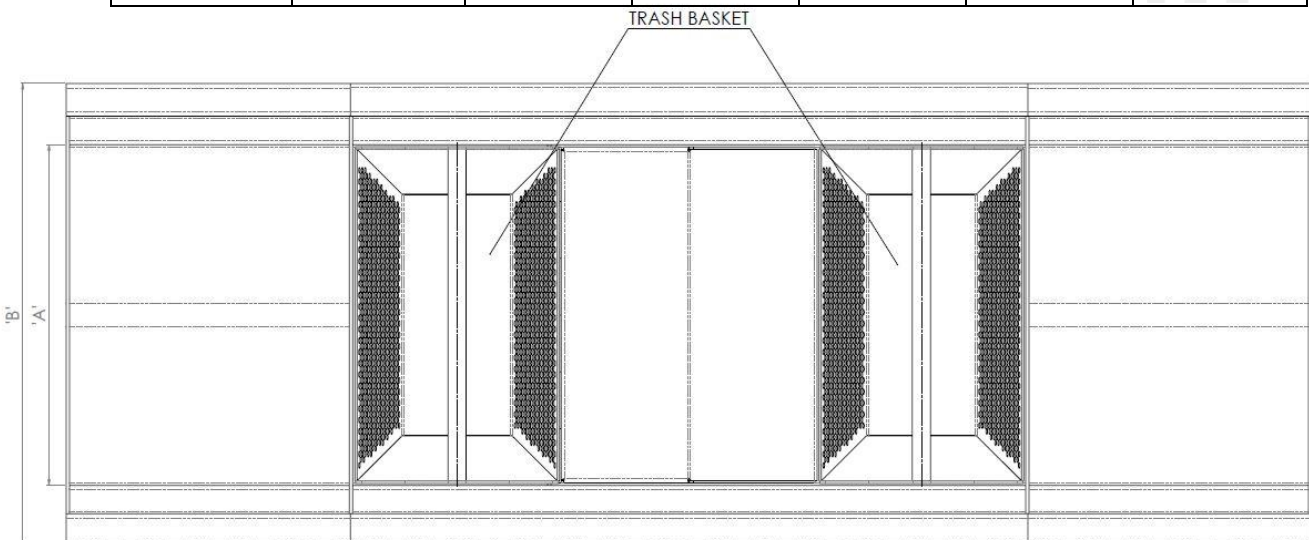
- 2 Outlet Pipe Sizes: Ø110mm and Ø160mm
- 3 Channel Width Sizes: 100mm, 170mm and 300mm.

Central Bottom Drain Outlet Spec:

- Body Material Thickness: 2mm
- 2 removable basket for waste
- 50mm Water Trap
- O/D. 4"/ 6" OUTLET TUBE



Product	SKU	A	B	C	D	Load Class
100 Channel 110Ø Outlet	LS-CBOHT- 100-110	100	208	4" SCH 5S OUTLET	190	
100 Channel 160Ø Outlet	LS-CBOHT - 100-160	100	208	6" SCH 5S OUTLET	190	
170 Channel 110Ø Outlet	LS-CBOHT - 170-110	170	278	4" SCH 5S OUTLET	190	
170 Channel 160Ø Outlet	LS-CBOHT - 170-160	170	278	6" SCH 5S OUTLET	190	
300 Channel 160Ø Outlet	LS-CBOHT - 300-160	300	408	6" SCH 5S OUTLET	190	



LSengineering

concept | design | manufacture | install

ADVECTO.CO.UK

SPECIALISTS IN HYGIENIC STAINLESS STEEL EQUIPMENT

